



### District Report Card: 2017


<b>State:</b> Chhattisgarh	<b>District:</b> Gariaband
<b>Class:</b> 3	<b>Subject:</b> Language
<b>Schools:</b> 60	<b>Students:</b> 835


### Participation/Coverage


#### Students

<b>GENDER</b> 	Boys		Girls	
	Number	%	Number	%
	428	51.26	407	48.74

<b>AREA</b> 	Rural		Urban	
	Number	%	Number	%
	797	95.45	38	4.55

<b>CATEGORY</b> 	SC		ST		OBC		GEN	
	Number	%	Number	%	Number	%	Number	%
	118	14.13	301	36.05	415	49.70	1	0.12

<b>CWSN</b> 	LD	VI	HI	S&LD	ID	Oth
	1	3	2	1	2	0

<b>Management</b> 	Government		Government-aided	
	Number	%	Number	%
	835	100.00	0	0.00

### Average Performance of Students in Language (%)

Overall	Gender		Area		Management		Social Group			
	Male	Female	Rural	Urban	Govt.	Aided	SC	ST	OBC	GEN
61.33	59.63	63.13	62.07	45.79	61.33	0.00	58.36	62.35	61.49	40.00

## Performance on Learning Outcomes (LOs)

Learning Outcomes	Description	Average Performance(%)
L304	Reads small texts with comprehension i.e., identifies main ideas, details, sequence and draws conclusions	62.71
L312	Reads printed scripts on the classroom walls: poems, posters, charts etc.	58.59

Range of Performance of Students who Answered Correctly							
Below 30%		30% - 50%		50% - 75%		Above 75%	
Number	%	Number	%	Number	%	Number	%
92	11.02	150	17.96	351	42.04	242	28.98

### Lowest Performing Learning Outcomes (LOs)

1 - Reads printed scripts on the classroom walls: poems, posters, charts etc. (58.59)

2 - Reads small texts with comprehension i.e., identifies main ideas, details, sequence and draws conclusions (62.71)